

KEDIA ADVISORY

DAILY SPICES REPORT

26 Apr 2024

- JEERA
- DHANIYA
- TURMERIC



Kedia Stocks & Commodities Research Pvt. Ltd.

Research Advisory | White Labelling | Digital Marketing



NCDEX Future Market Update

Commodity	Expiry	Open	High	Low	Close	% Change
TURMERIC	20-Jun-24	19,350.00	19,516.00	18,224.00	19,082.00	-1.57
TURMERIC	20-Aug-24	19,658.00	19,870.00	18,720.00	19,554.00	-1.72
JEERA	20-May-24	22,900.00	22,960.00	22,460.00	22,665.00	-0.40
JEERA	20-Jun-24	22,470.00	22,550.00	22,055.00	22,175.00	-0.38
DHANIYA	20-May-24	7,616.00	7,660.00	7,452.00	7,532.00	-0.79
DHANIYA	20-Jun-24	7,720.00	7,734.00	7,544.00	7,616.00	-0.73

Spot Market Update

Commodity	Place	Price	% Chg
Jeera	उंझा	23,871.35	0.54
Jeera	जोधपुर	24,500.00	0
Dhaniya	गोंडल	7,638.60	-0.32
Dhaniya	कोटा	7,769.15	-1.23
Turmeric (Unpolished)	निजामाबाद	16,820.40	-0.08
Turmeric (Farmer Polished)	निजामाबाद	17,705.25	0.5

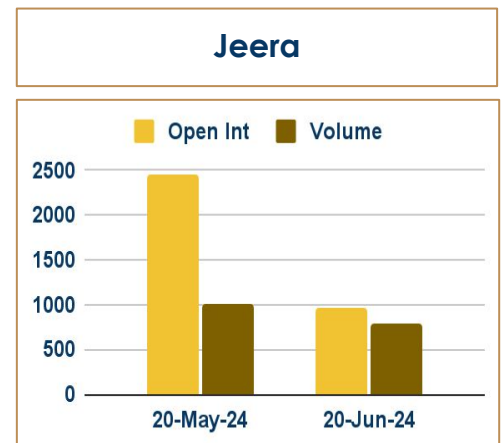
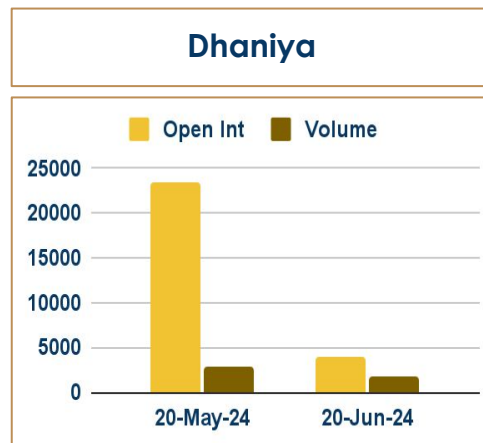
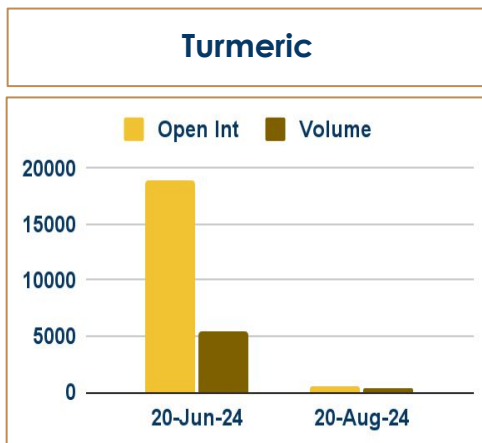
Currency Market Update

Currency	Country	Rates
USDINR	India	83.29
USDCNY	China	7.25
USDBDT	Bangladesh	109.72
USDHKD	Hongkong	7.83
USDMYR	Malaysia	4.78
USDAED	UAE	3.67
EURUSD	Europe	1.07

Open Interest Snapshot

Commodity	Expiry	% Change	% Oi Change	Oi Status
TURMERIC	20-Jun-24	-1.57	0.21	Fresh Selling
TURMERIC	20-Aug-24	-1.72	21.95	Fresh Selling
JEERA	20-May-24	-0.40	-2.15	Long Liquidation
JEERA	20-Jun-24	-0.38	24.90	Fresh Selling
DHANIYA	20-May-24	-0.79	-4.23	Long Liquidation
DHANIYA	20-Jun-24	-0.73	46.21	Fresh Selling

OI & Volume Chart



Technical Snapshot



BUY JEERA MAY @ 22500 SL 22200 TGT 23100-23400. NCDEX

Spread JEERA JUN-MAY -490.00

Observations

Jeera trading range for the day is 22200-23200.

Jeera dropped as there is a possibility of further increase in arrivals pressure in the market.

There will be a huge increase in cumin exports, which will reach about 14-15 thousand tonnes in February 2024.

New arrivals have started in Gujarat since last 20-25 days and new arrivals have started in Rajasthan also since last 15 days.

In Jodhpur, a major spot market, the price ended at 24500 Rupees dropped by 0 percent.

Trading Levels

Commodity	Expiry	Close	R2	R1	PP	S1	S2
JEERA	20-May-24	22,665.00	23200.00	22940.00	22700.00	22440.00	22200.00
JEERA	20-Jun-24	22,175.00	22760.00	22470.00	22260.00	21970.00	21760.00

Technical Snapshot



BUY DHANIYA MAY @ 7500 SL 7400 TGT 7600-7700. NCDEX

Spread **DHANIYA JUN-MAY** 84.00

Observations

Dhaniya trading range for the day is 7340-7756.

Dhaniya prices dropped due to good arrivals

Daily arrival of 40000 bags witnessed in Ramganj mandi and around 20000 to 30000 bags coming in Kota.

Traders are reporting decline in yield highlighting the challenges faced in coriander cultivation

In Nov 2023 around 7,320.13 tonnes of dhaniya was imported as against 4,511.95 tonnes in Oct 2023 showing a rise of 62.23%.

Trading Levels

Commodity	Expiry	Close	R2	R1	PP	S1	S2
DHANIYA	20-May-24	7,532.00	7756.00	7644.00	7548.00	7436.00	7340.00
DHANIYA	20-Jun-24	7,616.00	7822.00	7720.00	7632.00	7530.00	7442.00

Technical Snapshot



BUY TURMERIC JUN @ 19000 SL 18800 TGT 19300-19800. NCDEX

Spread TURMERIC AUG-JUN 472.00

Observations

Turmeric trading range for the day is 17648-20232.

Turmeric dropped as new arrivals are expected from the Marathwada region in Maharashtra.

However, downside seen limited amid below normal supplies and active festive demand.

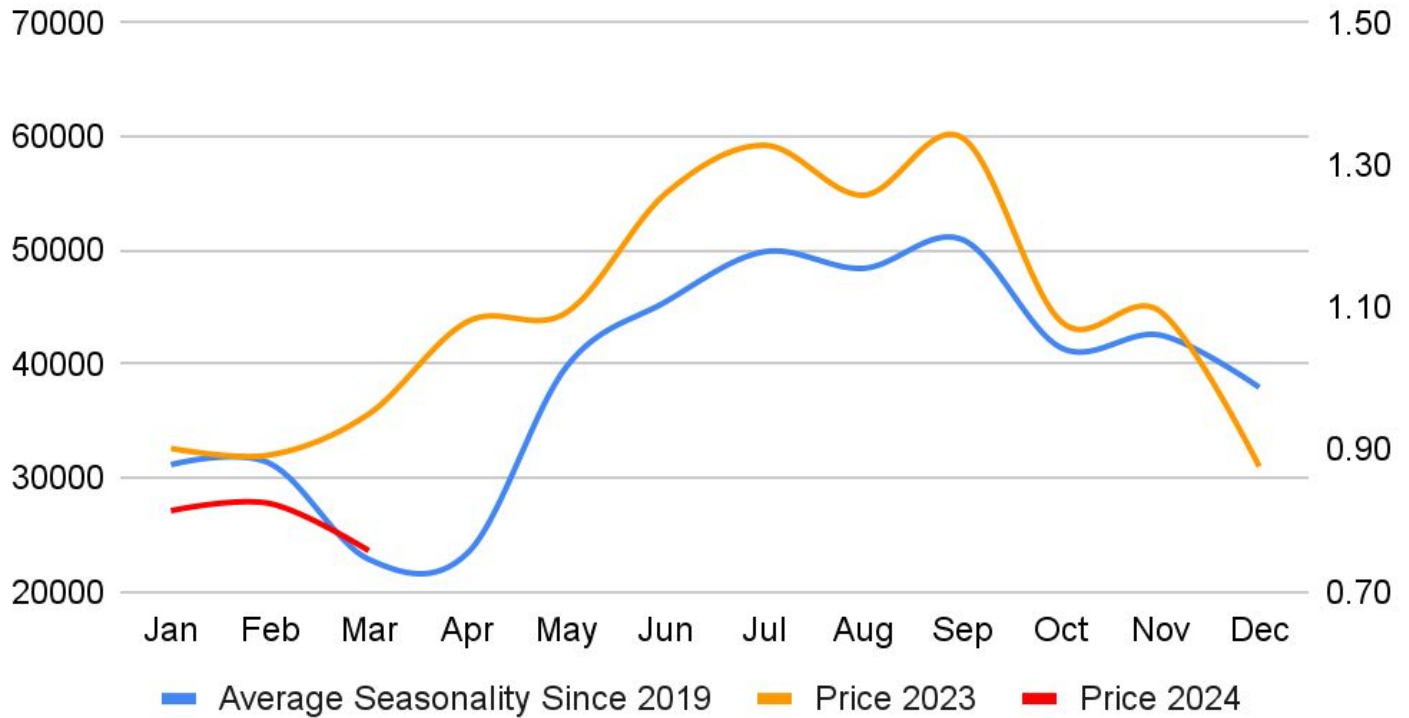
The Ministry of Agriculture first advance estimate for turmeric production in 2023-24 is estimated at 10.74 lakh tonnes

In , a major spot market, the price ended at Rupees dropped by percent.

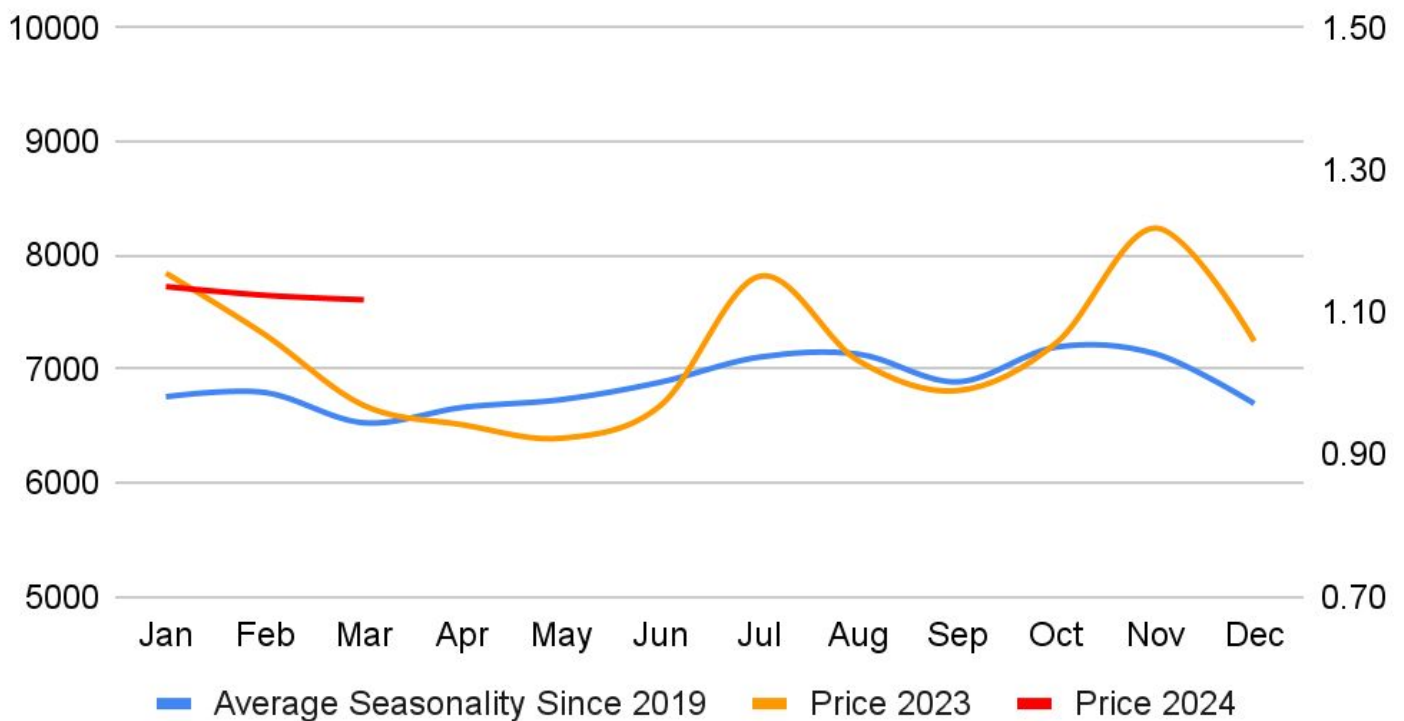
Trading Levels

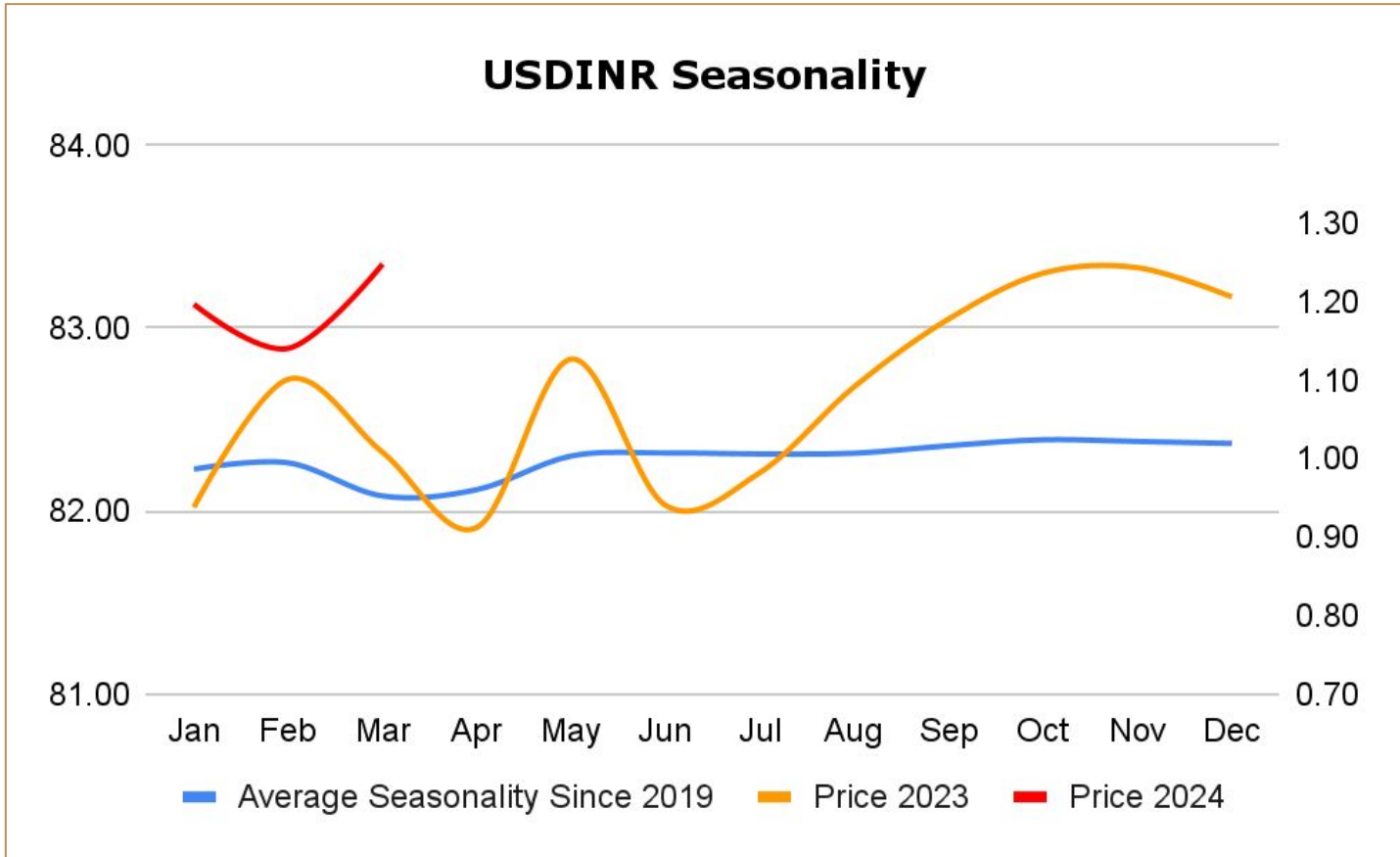
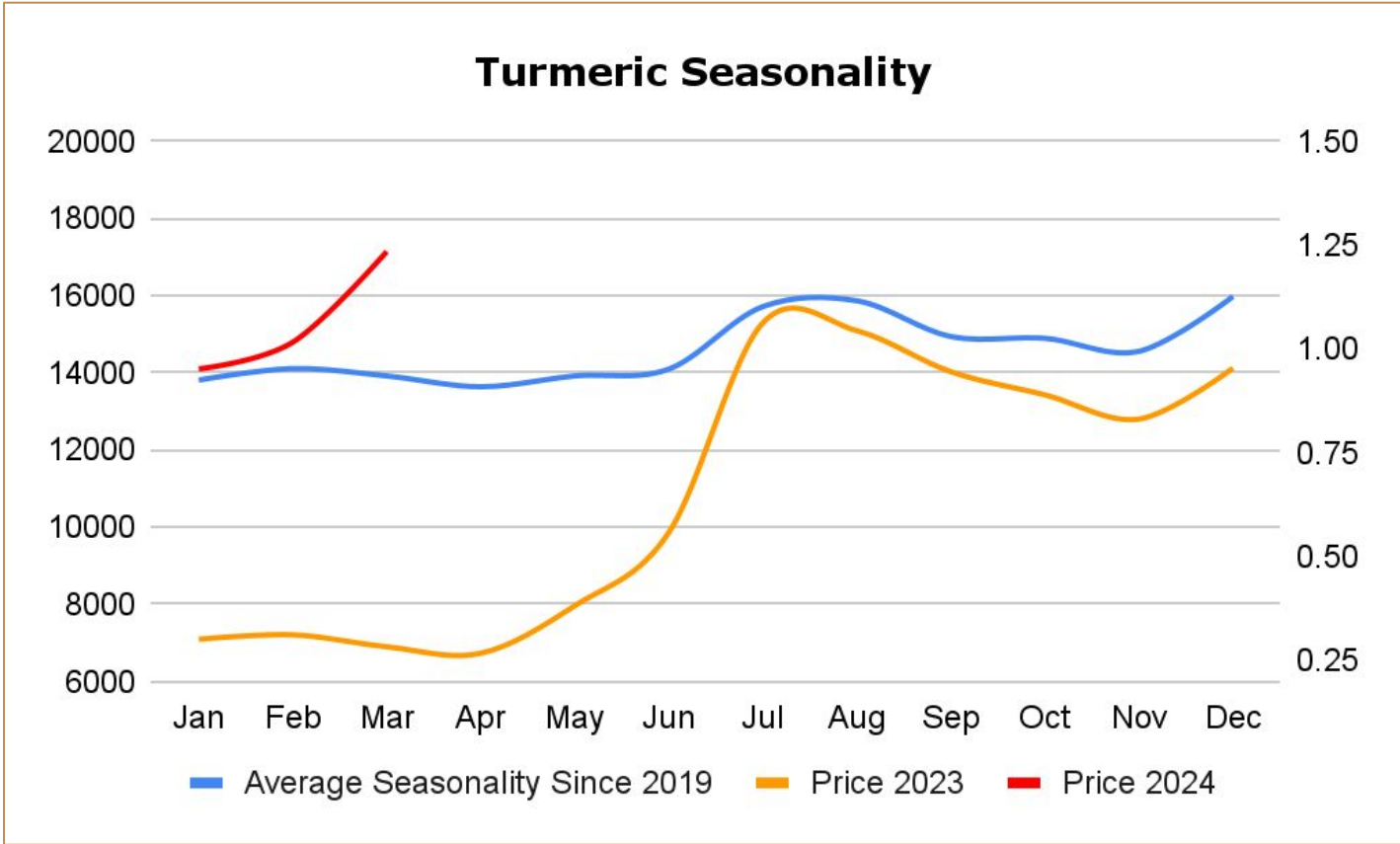
Commodity	Expiry	Close	R2	R1	PP	S1	S2
TURMERIC	20-Jun-24	19,082.00	20232.00	19656.00	18940.00	18364.00	17648.00
TURMERIC	20-Aug-24	19,554.00	20532.00	20044.00	19382.00	18894.00	18232.00

Jeera Seasonality



Dhaniya Seasonality





This Report is prepared and distributed by Kedia Stocks & Commodities Research Pvt Ltd. Our SEBI REGISTRATION NUMBER - INH000006156. for information purposes only. The recommendations, if any, made herein are expressions of views and/or opinions and should not be deemed or construed to be neither advice for the purpose of purchase or sale through KSCRPL nor any solicitation or offering of any investment /trading opportunity. These information/opinions/ views are not meant to serve as a professional investment guide for the readers. No action is solicited based upon the information provided herein. Recipients of this Report should rely on information/data arising out of their own investigations. Readers are advised to seek independent professional advice and arrive at an informed trading/investment decision before executing any trades or making any investments. This Report has been prepared on the basis of publicly available information, internally developed data and other sources believed by KSCRPL to be reliable. KSCRPL or its directors, employees, affiliates or representatives do not assume any responsibility for or warrant the accuracy, completeness, adequacy and reliability of such information/opinions/ views. While due care has been taken to ensure that the disclosures and opinions given are fair and reasonable, none of the directors, employees, affiliates or representatives of KSCRPL shall be liable for any direct, indirect, special, incidental, consequential, punitive or exemplary damages, including lost profits arising in any way whatsoever from the information/opinions/views contained in this Report. The possession, circulation and/or distribution of this Report may be restricted or regulated in certain jurisdictions by appropriate laws. No action has been or will be taken by KSCRPL in any jurisdiction (other than India), where any action for such purpose (s) is required. Accordingly, this Report shall not be possessed, circulated and/ or distributed in any such country or jurisdiction unless such action is in compliance with all applicable laws and regulations of such country or jurisdiction. KSCRPL requires such a recipient to inform himself about and to observe any restrictions at his own expense, without any liability to KSCRPL. Any dispute arising out of this Report shall be subject to the exclusive jurisdiction of the Courts in India.

KEDIA ADVISORY

KEDIA STOCKS & COMMODITIES RESEARCH PVT LTD

Mumbai, India

SEBI REGISTRATION NUMBER - INH000006156

For more details, please contact: +91 93234 06035 / 96195 51022

Email: info@kediaadvisory.com

Regd.Off.: 1, 2, 3 & 4, 1st Floor, Tulip Bldg, Flower Valley Complex, Khadakpada Circle,
Kalyan-(W), Mumbai-421301